

OMNI™ T²

10" OMNI T² Meter

DESCRIPTION

Model: The OMNI^{T2} meter operation is based on advanced Floating Ball Technology (FBT) with an operating range of 5 GPM (1.1 m³/hr) @ 95% min. to 7000 GPM (1590 m³/hr) @ 100% +/- 1.5% registration of actual throughput. The meter is also rated for continuous flows up to 5500 GPM (1249 m³/hr).

Conformance to Standards: The OMNI^{T2} meter meets and far exceeds the most recent revision of ANSI / AWWA Standard C701 class II standards. Each meter is performance tested to ensure compliance. All OMNI meters are NSF Approved to the latest standards.

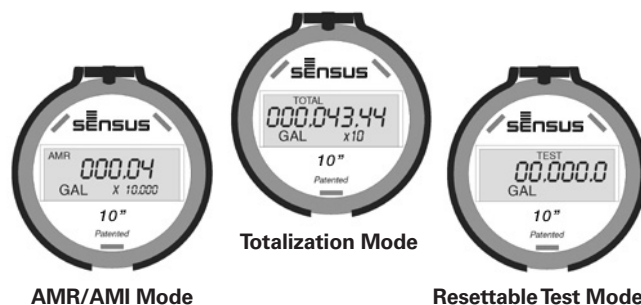
Performance: The patented measurement principles of the OMNI^{T2} meter assure enhanced accuracy ranges, an overall greater accuracy, and a longer service life than any other comparable class meter produced. The T² meter has no restrictions as to sustained flow rates within its continuous operating range. The floating ball measurement technology allows for flows up to its rated maximum capacity without affecting undue wear or accuracy degradation.

Construction: The T² meter consists of two basic assemblies; the maincase and the measuring chamber. The measuring chamber assembly includes the "floating ball" impeller with a coated titanium shaft, hybrid axial bearings, integral flow straightener and an all electronic programmable register with protective bonnet. The maincase is made from industry proven Ductile Iron with an approved NSF epoxy coating. Maincase features are; easily removable measuring chamber, unique chamber seal to the maincase using a high pressure o-ring, testing port and an AWWA compliant strainer.

OMNI Electronic Register: The T² electronic register is hermetically sealed with an electronic pickup containing no mechanical gearing. The large character LCD displays AMR, Totalization and a Resettable Test Totalizer. OMNI register features; AMR resolution units that are fully programmable, Pulse output frequency that are fully programmable, Integral customer data logging capability, Integral resettable accuracy testing feature compatible with UniPro Testing Assistant Program, Large, easy-to-read LCD also displays both forward and reverse flow directions and all with a 10-year battery life guarantee.

Magnetic Drive: Meter registration is achieved by utilizing a fully magnetic pickup system. This is accomplished by the magnetic actions of the embedded rotor magnets and the ultra sensitive register pickup probe. The only moving component in water is the "floating ball" impeller.

Measuring Element: The revolutionary thermoplastic, hydro dynamically balanced impeller floats between the bearings. The Floating Ball Technology (FBT) allows the measuring element to operate virtually without friction or wear, thus creating the extended upper and lower flow ranges capable on only the OMNI^{T2} meter.



AMR/AMI Mode

Totalization Mode

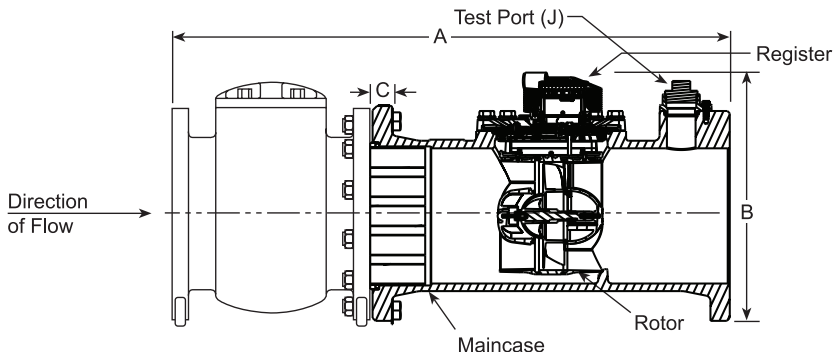
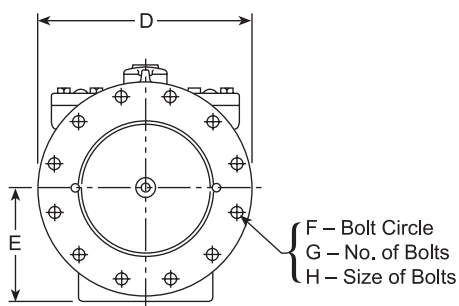
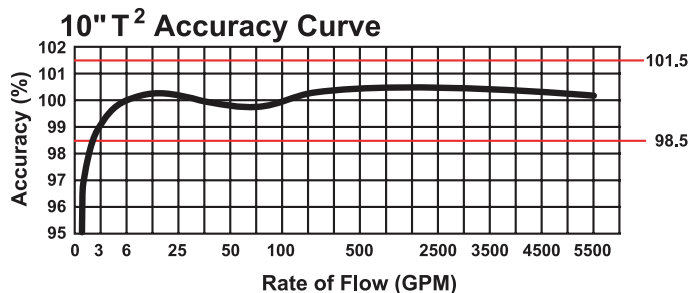
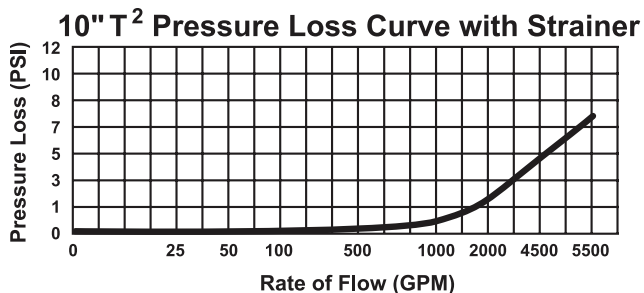
Resettable Test Mode

Strainer: The OMNI^{T2} with AWWA complaint "V" shaped strainer using a stainless steel screen along with Floating Ball Technology (FBT) create a design that gives far improved accuracy even in those once thought questionable settings. A removable strainer cover permits easy access to the screen for routine maintenance.

Maintenance: The OMNI^{T2} meter is designed for easy maintenance. Should any maintenance be required, the measuring chamber and / or strainer cover can be removed independently. Parts and or a replacement measuring chamber may be utilized in the event repairs are needed. Replacement and Measuring Chamber Exchange are available under the Sensus MMP Program for the T² meters and this program may also be utilized for retrofitting to competitive meters to achieve increased accuracy and extended service life.

AMR / AMI Systems: Meters and encoders are compatible with current Sensus AMR/AMI systems.

Guarantee: Sensus OMNI^{T2} Meters are backed by "The Sensus Guarantee." Ask your Sensus representative for details or see Bulletin G-500.



DIMENSIONS AND NET WEIGHTS

Meter and Pipe Size	Normal Operating Range	Connections	Dimensions									Net Weight	Shipping Weight
			A	B	C	D	E	F	G	H	J		
10"	6 gpm 5500 gpm	Flanged	41-1/8"	19"	11/16"	16"	8-1/2"	14-1/4"	12	7/8"	2" NPT	685 lbs.	745 lbs.
DN 250mm	1.4 m ³ /hr 1249 m ³ /hr		1045 mm	485 mm	17 mm	406 mm	216 mm	362 mm	12	22 mm		311 kg	338 kg.

SPECIFICATIONS

SERVICE	Measure of potable water. Operating temperature range of 33°F (.56°C) – 150°F (65.6°C).
OPERATING RANGE	100% ± 1.5% from 6 - 5500 GPM (1.4 - 1249 m ³ /hr)
LOW FLOW	95% – 101.5% @ 5 GPM (1.1 m ³ /hr)
MAXIMUM CONTINUOUS OPERATION	5500 GPM (1249 m ³ /hr)
MAXIMUM INTERMITTENT OPERATION	7000 GPM (1590 m ³ /hr)
PRESSURE LOSS	7.2 psi @ 5500 GPM (.50 bar @ 1249 m ³ /hr)
MAXIMUM OPERATING PRESSURE	200 PSI (13.8 bar)

FLANGE CONNECTIONS	10" U.S. ANSI B16.1 / AWWA Class 125
REGISTER	Fully electronic sealed register with programmable registration (Gal. /Cu.Ft./ Cu. Mtr. / Imp.Gal / Acre Ft.) Programmable AMR/AMI reading and pulse outputs Guaranteed 10 year battery life
NSF APPROVED MATERIALS	Maincase: Coated Ductile Iron Measuring Chamber: Thermoplastic Rotor "Floating Ball": Thermoplastic Radial Bearings: Hybrid Thermoplastic Thrust Bearings: Sapphire/Ceramic Jewel Magnets: Ceramic Magnet Strainer Screen: Stainless Steel Strainer Cover: Coated Ductile Iron Test Plug: Stainless Steel