

# TVM™ Voltage Monitor

Monitoring and Real-Time Notification of Voltage Conditions

## Description

Sensus Distribution Automation (DA) TVM voltage monitors (TVM1 and TVM3) measure line voltage and provide real-time notifications of steady state values, outages and under or over voltage conditions. Different models are available for monitoring single phase and three phase grounded systems. Data is available to utility SCADA systems and Outage Management Systems (OMS) through Sensus DA SCADA Xchange™ software or from PowerVista™ software applications.

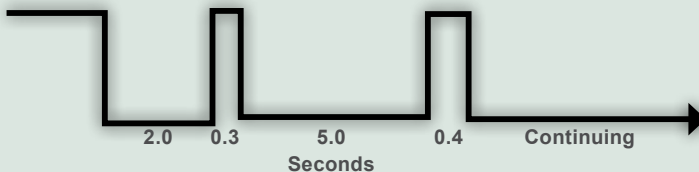


## Features

### APPLICATIONS

Sensus DA TVM voltage monitors are ideally suited for Smart Grid distribution automation applications for wireless monitoring with outage detection and voltage monitoring. TVM monitors examine line voltage and provide real-time notifications of steady state values, outages and under or over voltage conditions.

Different models are available for monitoring single phase and three phase grounded systems. Data is



available to utility SCADA systems and Outage Management Systems through SCADA Xchange software or from PowerVista software.

Both the TVM1 and TVM3 monitors include an integrated two-way radio that communicates using the GSM or CDMA cellular data networks. No license or local cellular account is required.

Both models use standard cellular authentication and encryption which is augmented with additional security features at Sensus.

### FEATURES AND BENEFITS

- Reports power outages, including:
  - Time and location of the event
  - Number of state changes (for example, off-on-off-on-off = 5)
  - Final state (AC power ON or OFF)
- Reports over (OV) and under (UV) voltage events, including the event duration, using three remotely programmable under-voltage set points and two over-voltage set points. This includes

type II and III power quality events based on the Information Technology Industry Council (ITIC) / Computer & Business Equipment Manufacturers Association (CBEMA) voltage curve (50 ms or greater)

- The present, minimum and maximum measured AC voltage can be reported at preset frequencies or anytime upon request. True RMS measurement of the steady state voltage provides accurate readings. The present, min and max readings

can be averaged over 3 seconds or 96-seconds

- Voltage unbalance calculations and alarms using NEMA definition (three phase models only)
- Units are shipped with Steady State Defaults. A single command from the hosted PowerVista software application can change to Power Quality Defaults
- All programmable operating parameters are remotely adjustable from PowerVista software applications
- Provides critical outage and power reliability data that can be used to create reports required by Public Utility Commissions (PUC), Corporation Commissions and other regulatory agencies
- Data can be exported via a comma-separated value (CSV) file using PowerVista software applications
- Optimizes usage of field crews and dispatch personnel by providing the exact location of outages
- Devices are light weight and simple to install

### Communication is initiated in three ways:

- An outage or over/under voltage occurs, triggering a report
- Time-scheduled reports can be

## FEATURES AND BENEFITS

Continued

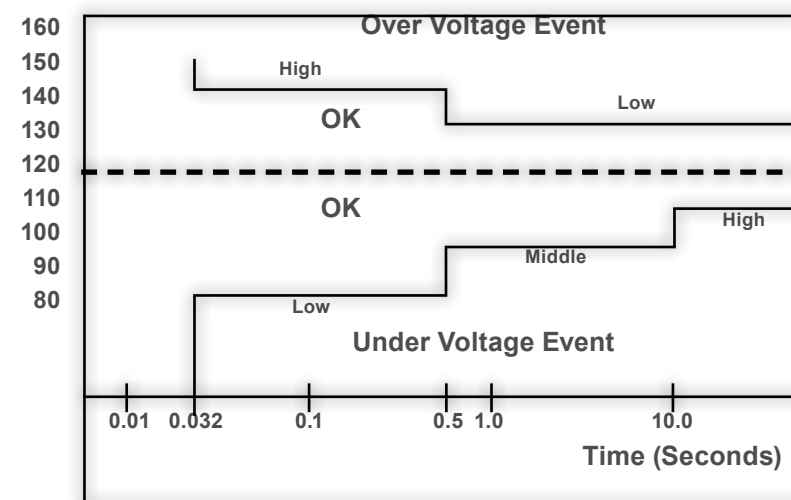
scheduled from once every 15 minutes to once every 240 hours (10 days)

- User requests reports through PowerVista software or utility SCADA system

## POWERVISTA SOFTWARE APPLICATIONS

- Each customer has a secure account that provides access to their equipment
- Data is secure and password protected
- Server authentication using 128-bit encryption key
- E-mail, text messages and pager notifications are included at no extra cost
- PowerVista software is available as a hosted application at the

## Volts AC SENSUS DA/ CBEMA CURVE, TYPE II &amp; III EVENTS



Sensus data center or can be placed in a customer data center

## SCADA INTERFACE

All Sensus DA devices can be monitored and controlled through an

existing SCADA or OMS system via DNP3. See the SCADA-Xchange software datasheet for more details.

## Specifications

## Voltage Measurement

- True RMS measurement for high accuracy steady state readings ( $\pm 0.7\%$  VAC for  $-20^\circ$  to  $50^\circ\text{C}$ , max  $\pm 1\%$ )
- Instantaneous voltage readings for OV & UV events ( $\pm 2\%$  VAC for voltages exceeding 60 volts)
- Reports the duration and minimum or maximum voltage of sags and swells 3 cycles or longer

## 96-Second Averaging Option

- The present, minimum and maximum AC voltages can be measured as RMS values or can be averaged over a 96-second

period (using an average of 16 readings with a new reading every 6 seconds). Averaging will filter out short voltage transients.

## Communications

## Cellular Data Networks

- Transmit power: 1mW to 1.2W
- Dual-band, 800/1900MHz
- 50 Ohm SMA antenna connector
- Omni, 1/2 Wave, 3 dBi antenna included

## Operating Power

- Standard: 120 or 277VAC ( $-17\%/+13\%$ ), 60 Hz
- Power draw (Phase A) 45 – 105mA @120V B, C Phase draw 5mA nominal @120V
- Battery backup (Nonspillable,

sealed, lead-acid; 5 year expected life) with automatic charger

## Environmental Data

- Operating Temperature:  $-40^\circ$  to  $+70^\circ\text{C}$
- Electrical Transient Immunity per ANSI/IEEE C37.90.1-2002

## Enclosure

- NEMA 3R enclosure, gray non-metallic
- Integrated mounting flanges
- Hinged lockable door
- Meter base options available
- Three conduit compatible cable entry holes
- Dimensions: 8" x 7" x 3"
- Weight: 4 pounds

See device drawings on back page.

## Wireless Monitoring and Control

Model	Radio	Voltage	Phase
TVM1-120-GSM	GSM	120 VAC	Single Phase
TVM2-120-GSM	GSM	208Y/120 VAC	Three Phase
TVM3-120-GSM*	GSM	480Y/277 VAC	Three Phase
TVM1-120-CDMA	CDMA	120 VAC	Single Phase
TVM2-120-CDMA	CDMA	208Y/120 VAC	Three Phase
TVM3-120-CDMA*	CDMA	480Y/277 VAC	Three Phase

\*The TVM3-120 model can also be used for 240/120V, 3 wire, single-phase service.

## Models

- Models with GSM/GPRS radios communicate using General Packet Radio Service (GPRS) over the AT&T GSM cellular data network. The units can be installed anywhere AT&T GPRS service is available, including AT&T's roaming partners.
- Models with CDMA/1XRTT radios communicate using 1X packet over the Aeris.net CDMA cellular data network. The units can be installed anywhere Aeris.net service is available, including Aeris.net's roaming partners such as Verizon, Sprint and other regional CDMA carriers.

Programmable Parameters<sup>2</sup>

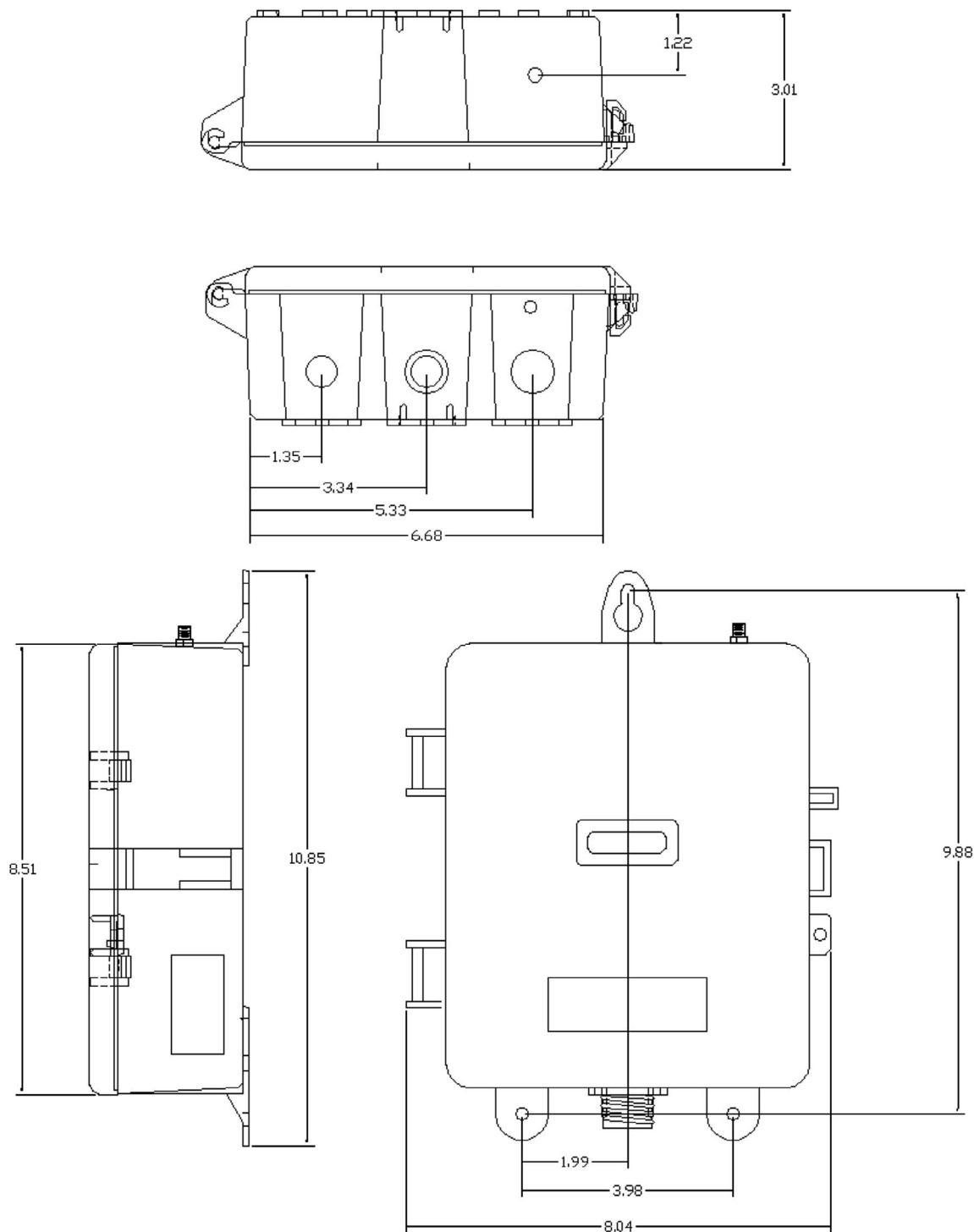
FEATURE	STEADY STATE DEFAULTS	OPTIONAL POWER QUALITY DEFAULTS <sup>1</sup>	POSSIBLE VALUES
Power Outage Trigger Time (outages lasting Longer than this will be reported)	5 minutes	32 m Sec	32, 50, 64 mSec or 0.1, 0.5, 1, 2, 5, 10, 30 seconds or 1, 2, 3, 4, 5, 8 or 10 minutes
High Under Voltage Set Point	115 VAC	108 VAC	100 – 125 VAC
High Under Voltage Trigger Time	5 minutes	10 seconds	0.2, 0.5, 1, 2, 5, 10, 30 seconds or 1, 2, 5, 10, 30, 60 minutes
Middle Under Voltage Set Point	110 VAC	96 VAC	90 – 120 VAC
Middle Under Voltage Trigger Time	1 minute	0.5 seconds	0.2, 0.5, 1, 2, 5, 10, 30, 60 seconds
Low Under Voltage Set Point	80 VAC	84 VAC	80 – 100 VAC
Low Under Voltage Trigger	30 seconds	50 mSec	50, 64 mSec or 0.1, 0.2, 0.5, 1, 2, 5, 10, 30, 60 seconds
High Over Voltage Set Point	130 VAC	144 VAC	120 – 150 VAC
High Over Voltage Trigger Time	30 seconds	50 mSec	50, 64 mSec or 0.1, 0.2, 0.5, 1, 2, 5, 10, 30, 60 seconds
Low Over Voltage Set Point	126 VAC	132 VAC	115 – 140 VAC
Low Over Voltage Trigger Time	5 minutes	0.5 seconds	0.2, 0.5, 1, 2, 5, 10, 30 seconds or 1, 2, 5, 10, 30, 60 minutes
Daily Call Limit	12 per day	12 per day	4, 8, 12, 16, 20 calls per day or unlimited (for test/demo)
Time Scheduled Report Frequency	Off	Off	1 report every 15 minutes, 30 minutes 1, 2, 4, 8 hours or 1, 2, 7, 10 days or Off
96-Second Averaging	Off	Off	On/Off
Duration Reporting	On	On	On/Off
Voltage Unbalance	Off	Off	On/Off; set point 0.5 to 10%; trigger time 180 to 3600 seconds

<sup>1</sup> Units are shipped with Steady State Defaults. A single command from PowerVista software can change to Power Quality Defaults.

<sup>2</sup> All voltages on a 120V base.

# TVM Voltage Monitor

Monitoring and Real-Time Notification of Voltage Conditions



For more information, visit us at [www.sensus.com](http://www.sensus.com)

2011 Sensus. TVM, SCADA-Xchange and PowerVista are trademarks of Sensus. All products purchased and services performed are subject to Sensus' terms of sale, available at either; <http://na.sensus.com/TC/TermsConditions.pdf> or 1-800-METER-IT. Sensus reserves the right to modify these terms and conditions in its own discretion without notice to the customer.

This document is for informational purposes only, and SENSUS MAKES NO EXPRESS WARRANTIES IN THIS DOCUMENT. FURTHERMORE, THERE ARE NO IMPLIED WARRANTIES, INCLUDING WITHOUT LIMITATION, WARRANTIES AS TO FITNESS FOR A PARTICULAR PURPOSE AND MERCHANTABILITY. ANY USE OF THE PRODUCTS NOT SPECIFICALLY SET FORTH HEREIN ARE PROHIBITED.